

Product Support & Contact Information

Snap-Fans are high efficiency ventilation fans designed to be used in ventilation applications. Using this equipment for any other purpose or in a manner not consistent with the operating recommendations within this manual will void the warranty and may cause personal injury.



Fogco
600 S 56th St, Ste 9
Chandler, AZ 85226
480-507-6478

For claims, please contact your retailer directly
or email us at: info@fogco.com
Visit snap-fan.com for replacement parts

RETAIL RETURN POLICY Only applicable if you ordered directly from Fogco.

The goal of Fogco is that its customers be completely satisfied with their purchase. If you are not completely satisfied, you have 30 days from the date of purchase to return the unused, undamaged product. Please first contact Fogco to obtain authorization for the return and RGA # and then return the product to Fogco. All returns are subject to a 25% restocking fee. Upon receipt, the purchase price, less any restocking fee, will be refunded so long as the product and its packaging is in merchantable condition. No returns will be accepted for products that are not in a merchantable condition. No returns will be accepted without prior authorization and all shipping costs are the sole responsibility of the purchaser. No returns will be accepted for products purchased from somewhere other than directly from Fogco – any such returns should be made to that location and made in conformance with that location's own return policy, (if any). Finally, no returns will be accepted for custom made or special order items. If you have any questions about this policy, please contact us.

LIMITED WARRANTY

WARRANTY AND DISCLAIMER: Fogco extends this limited warranty to the original purchaser (the "Purchaser") and warrants that fans supplied by Fogco shall be free from original defects in workmanship and materials **for five years** from date of shipment, and warrants that electronics and fan accessories be free from original defects in workmanship and materials **for one year** from date of shipment provided those products have been properly handled, stored, installed, serviced, maintained and operated. This warranty shall not apply to products which have been **improperly installed, altered or repaired** without Fogco's express authorization, or altered or repaired in any way so as, in Fogco's judgment, to affect its performance or reliability or subjected to misuse, negligence, or accident, or incorrectly used in combination with other products. **Improper installation** specifically includes, but is not limited to: (1) the use of the Product in an environment where it is exposed to nominal voltage in excess of 24 volts DC, or in the case of an AC Product, in excess of the voltage specified on the Product ("overvoltage"); (2) use or storage in a setting where the product is exposed to inclement weather. Any damage that Fogco determines, in its sole discretion, as resulting from misuse shall not be covered by any warranty.

LIMITATION OF REMEDY AND DAMAGES: All claims under this warranty must be first made by telephone to Fogco at 480-507-5478, within 15 days after discovery of the defect and prior to the expiration of five years from the date of shipment by the Company of the product claimed defective, and Purchaser shall be barred from any remedy if Purchaser fails to make such claim within such period.

Within 30 days after receipt of a timely claim, Fogco will authorize the Purchaser to return the product to Fogco at Purchaser's sole expense for inspection by Fogco. Following such inspection, Fogco will replace, or at its option repair, free of charge, any product it determines to be defective, and it shall ship the repaired or replacement product to Purchaser F.O.B. point of shipment; provided, however, if circumstances are such that as in Fogco's sole judgment repair or replacement is impractical or that the repair or replacement would result in further warranty work due to the particular use of the Product, the Purchaser's sole and exclusive remedy shall be a refund to the Purchaser of any part of the invoice price paid to Fogco for the defective Product or part.

Under no circumstances shall Fogco be responsible for the cost of removal of the defective Product or part, damages due to removal, or any expenses incurred in shipping the Product or part to or from Fogco, or the installation of the repaired or replaced Product or part. The warranties set forth above do not apply to any components, accessories, parts or attachments manufactured by other manufacturers; such being subject to that manufacturer's warranty, if any. To the extent not prohibited by that manufacturer's warranty, Fogco shall pass through to Purchaser such manufacturer's warranty.

THIS WARRANTY IS IN LIEU OF ALL OTHER WARRANTIES, EXPRESS OR IMPLIED, ARISING BY LAW OR OTHERWISE, INCLUDING WITHOUT LIMITATION THE IMPLIED WARRANTIES OF MERCHANTABILITY AND FITNESS FOR A PARTICULAR PURPOSE, WHICH ARE HEREBY EXPRESSLY DISCLAIMED AND WAIVED. THIS WARRANTY CONSTITUTES SNAP-FAN'S SOLE AND EXCLUSIVE WARRANTY FOR DEFECTIVE GOODS AND PURCHASER'S SOLE AND EXCLUSIVE REMEDY FOR DEFECTIVE PRODUCTS.

No employee, agent, dealer, or other person is authorized to give any warranties on behalf of Fogco or to assume for Fogco any other liability in connection with any of its products except in writing and signed by an officer of Fogco.

TECHNICAL ADVICE AND RECOMMENDATIONS, DISCLAIMER: Notwithstanding any past practice or dealings or any custom of the trade, sales shall not include the furnishing of technical advice or assistance or system design. Any such assistance shall be at Fogco's sole option and may be subject to additional charge.

Fogco assumes no obligation or liability on account of any recommendations, opinions or advice as to the choice, installation or use of products. Any such recommendations, opinions or advice are given and shall be accepted at Purchaser's sole risk and shall not constitute any warranty or guarantee of such Products, their performance, or their suitability for any particular purpose.

LIMITATION OF LIABILITY: The cumulative liability of Fogco to the Purchaser and any other persons for all claims in any way relating to or arising out of the Products, including, but not limited to, any cause of action sounding in contract, tort, or strict liability, shall not exceed the total amount of the purchase price paid for those Products which are the subject of any such claim. This limitation of liability is intended to apply without regard to whether other provisions of this agreement have been breached or have proven ineffective even if Fogco has been advised of the possibility of such claims or demands. In no event shall Fogco be liable to the Purchaser or any other person for any loss of profits or any incidental, special, exemplary, or consequential damages for any claims or demands brought by the Purchaser or such other persons.

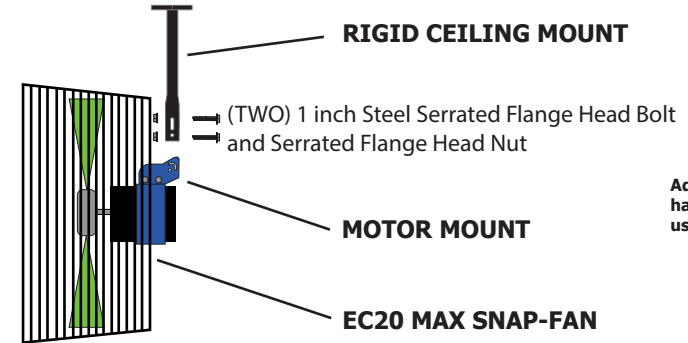
INDEMNITY: Fogco's maximum liability to Purchaser and to any other user is as set forth above. Fogco makes no warranty to anyone for any products not manufactured by it and shall have no liability for any use or installation of any products (whether manufactured by Fogco or other manufacturers) not specifically authorized by this sale. Purchaser acknowledges various warnings by Fogco regarding the products and its installation and use and acknowledges that the Product should only be installed by a competently trained and licensed electrician or contractor. If Fogco incurs any claims, lawsuits, settlements, or expenses (including attorney fees) for any loss, injury, death or property damage including, but not limited to, claims arising out of the Purchaser's or any end user's installation or use of the products, the Purchaser

shall indemnify and hold Fogco harmless unless such injury, death, or property damage unless such was the result of Fogco's sole negligence or willful misconduct..

EC20 MAX SNAP-FAN INSTALLATION



Only a qualified and licensed electrician or contractor should install or service Snap-Fan products. If someone other than a licensed electrician installs a Snap-Fan, Snap-Fan disclaims all warranties for the product, and specifically disclaims any warranty for consequential damages.



Additional mounting hardware supplied by user may be needed.

Safety Information



All applicable electrical safety precautions and building codes must be adhered to and followed when installing this product.



Occupational Safety and Health Administration (OSHA) requires bottom of fan blade must be at least 7 ft from floor.



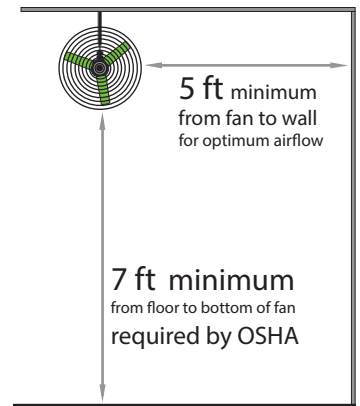
Refer to installation and operation manuals before installing, servicing or operating this unit.

1

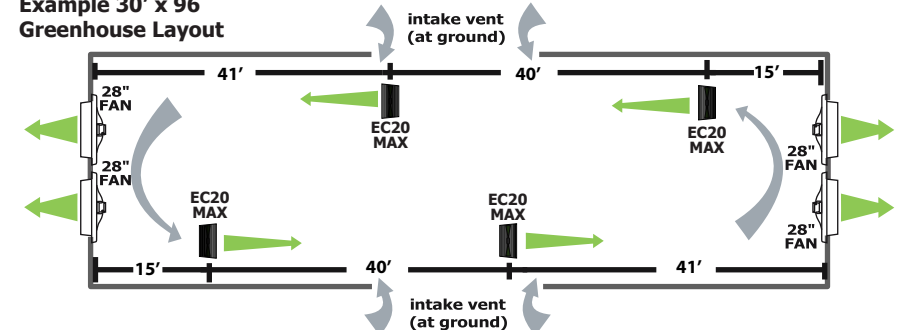
Location

Locate optimum fan placement:

- Must be at least 7 ft from floor to bottom of fan
- Place fan at least 5 ft from any wall for optimum airflow
- Recommended placement 10-15 ft from end wall and then every 30-40 ft

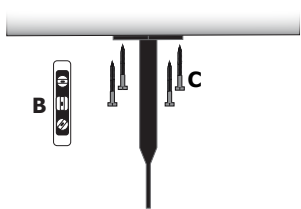


Example 30' x 96' Greenhouse Layout



2

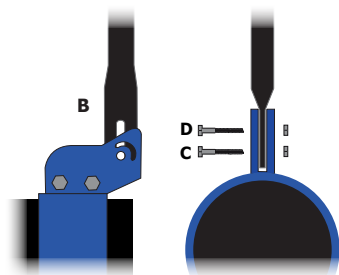
Mount to Ceiling



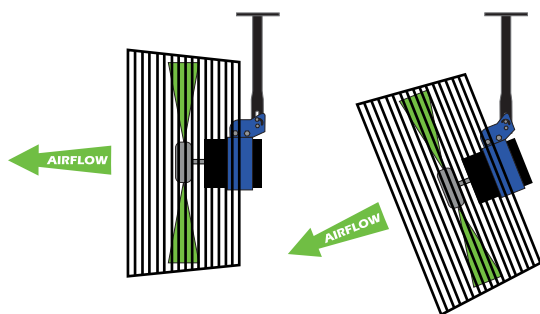
- verify anchor points are strong enough for added weight of fan and mount
- Confirm flag of mount is in line with fan direction and use level to ensure it is vertical 90 degrees
- Secure mount directly to ceiling using **FOUR** screws

3

Mount Fan



- Using a 3/8" and 7/16" sockets or wrenches, first loosen the 1/4" bolts attaching Motor Mount to Motor to open gap for flag of Ceiling Mount.
- Insert flag of Ceiling Mount between flags of Motor Mount. Line up center holes in Ceiling Mount Arm to Motor Mount.
- Using 1/2" sockets or wrenches secure with one 5/16"-18 1 inch serrated flange head bolt and nut. Do not tighten completely.



- Using the crescent opening on the Fan Mount Arm, install the second 5/16"-18 1 inch serrated flange head bolt and nut. Do not tighten completely.
- Adjust Fan to desired angle
- Tighten hardware to secure Fan in place

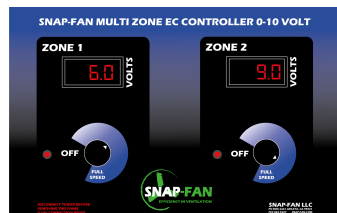
MULTI ZONE SPEED CONTROLLER AVAILABLE

AC 0-10v Fans

Variable Speed - Create the ideal environment while saving energy

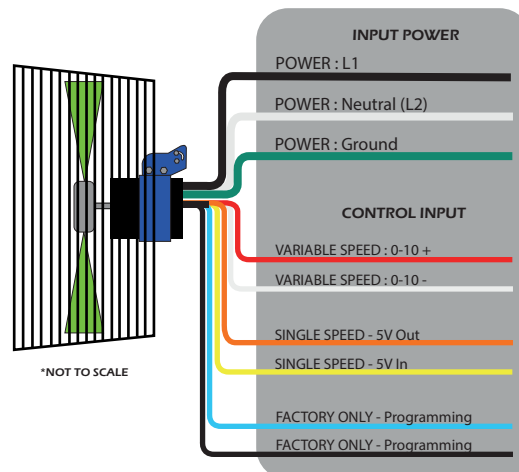
2 Zones - Divide growing environment into multiple zones

Up to 20 FANS in each zone



WIRING INSTRUCTIONS

115 VOLT & 230 VOLT EC20 MAX AC



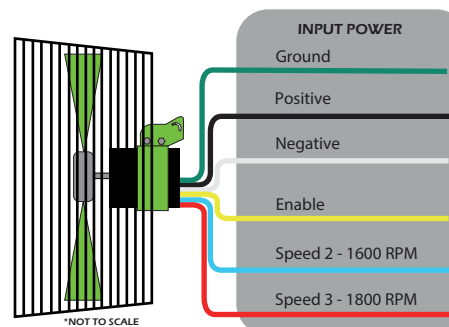
- Connect fan's power leads to power source of appropriate voltage. The EC20 Max fan remains wired to power. The fan will only draw power and run when one of the following modes is selected.
- To run fan at factory programmed max speed connect 5V Out (Orange Wire) to 5V In (Yellow Wire).
To Run fan at factory programmed half speed connect 5V Out (Orange Wire) to 10V In (Red Wire).
- To run fan using variable speed control: Connect only the red (+) and white (-) signal wires to 0-10V control signal.

4. Use a wire nut or electrical tape to seal off any unused wires.

SOLAR/BATTERY EC20 MAX DC



WARNING: NO SERIES WIRING. Do NOT wire multiple fans in series to power supply. Only wire fans in parallel or directly to power supply. Wiring fans in series will void warranty and may result in motor failure.



- Connect fan's Ground (green) and Negative (black) wires to corresponding wires from power source.
- Connect Positive (white) wire to positive wire from power source.
- Enable wire (yellow) must be connected to positive wire from power source for fan to run. When it is connected to the positive the fan will run on low speed (1000 RPM). Enable wire is a low current enable/disable switch the can be used for on/off switching or thermostats.
- To run the fan on speed 2 (1600 RPM) couple (blue) wire with Positive (white) and Enable (yellow) to the positive from power source. Enable wire will work the same as previously described.
- To run the fan on speed 3 (1800 RPM) couple the (red) wire with Positive (white) and Enable (yellow) to the positive from power source. Enable wire will work the same as previously described.
- Use a wire nut or electrical tape to seal off any unused wires.

Please note - RPM's listed are the MAX RPM the fan can run. Fan speed will fluctuate in proportion to the amount of power it is receiving. If fan is wired directly to solar panel, fan speed will vary depending on the amount of power the panel is producing (the amount of direct sunlight the panel is receiving).